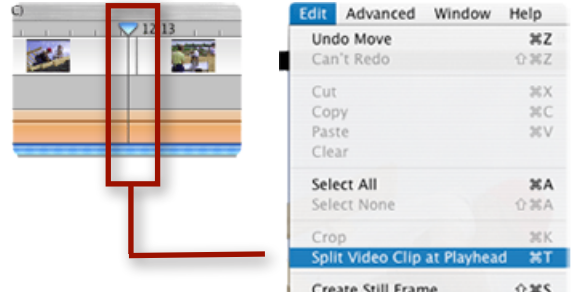


Basic Video and Audio Editing

Split Video Clip into Smaller Clips

Edit > Split Video Clip at Playhead

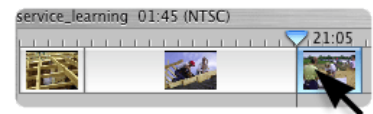
Trim the length of a video clip, or split it into two or more smaller clips.



Position playhead at the point where you want to split the clip, then select *Split Video Clip at Playhead* from the **Edit** menu.

Adjust Length of Still Image

Specify the length of time a still image appears by adjusting the position of the image next to it.

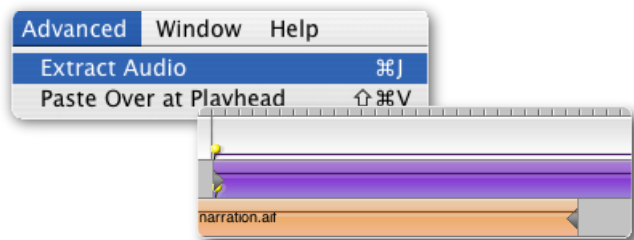


Expand a still image's length/duration on the timeline by dragging the preceding image to the right to *increase* length, or to the left to *decrease* length.

Extract Audio

Advanced > Extract Audio

Separate audio from video so that you can position the elements independently from one another on the timeline.

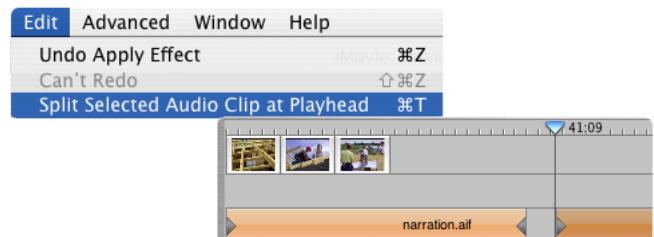


Select clip on timeline, then choose *Extract Audio*. The extracted audio will show up below the video track.

Split Audio Clip

Edit > Split Selected Audio Clip at Playhead

Trim the length of an audio clip, or split the clip into two or more smaller clips.



Position playhead at the point where you want to split the clip, then choose *Split Selected Audio Clip at Playhead*. Position the audio anywhere on timeline by grabbing the center of the clip and dragging it into position.